





CV96 SERIES
Colors: 02, 04, 34, 64, 99
Packaged in a four-piece kit with formed tips




DT03 SERIES
Colors: 02, 84
Packaged in four 49 inch lengths with formed tip on one end of each piece




WRT02 – Black
WRT44 – Shell White



DR02 – Black



NC SERIES
NC00 – Clear
Colors available



NC02 – Black



MHA SERIES
MHA02 – Black
Colors available



BV01 – Chrome & Black




M301 – Chrome M302 – Black




CI01 – Chrome CI02 – Black



R102 – Black & Chrome



301 – Chrome 3000 – Colors available




901 – Chrome 902 – Black



201 – Chrome & Black 202 – Black




0301 – Chrome 0302 – Black




N91 – Chrome N92 – Black



92WC – Chrome & Black 92NT – Black



WLS01 – Chrome & Black WLS02 – Black



WW2WC – Chrome & Black WW2NT – Black



M402 – Black




401 – Chrome 402 – Black
Colors available




21 – Chrome 22 – Black




22L – Black



WXL01 – Chrome & Black WXL02 – Black



RRT02 – Black



RRT32 – Black RRT32-01 – Chrome



NE01 – Chrome NE202 – Black
Colors available



PTC01 – Chrome (PT Cruiser molding)

▲ OE STYLE FORMED END TIPS

▲ FENDER FLARE TRIM

▲ WHEEL WELL MOLDINGS

▲ DOOR EDGE MOLDINGS

▲ L-STYLE EDGE MOLDINGS